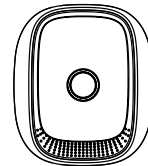


# zipato®

## SMART COMBUSTIBLE GAS SENSOR

### QUICK INSTALLATION GUIDE v1.0



## TRADEMARKS

Zipato and the Zipato logo are registered Trademarks. All other product names mentioned herein may be trademarks or registered trademarks of their respective companies.

## NOTICE

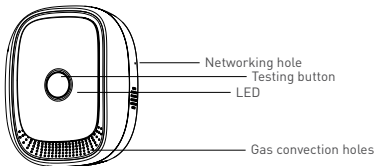
Although Zipato has attempted to ensure the accuracy of the content of this manual, it is possible that this document may contain technical inaccuracies, typographical, or other errors. Zipato assumes no liability for any error in this publication, and for damages, whether direct, indirect, incidental, and consequential or otherwise, that may result from such error, including, but not limited to loss of data or profits.

Zipato provides this publication "as is" without warranty of any kind, either express or implied, including, but not limited to implied warranties of merchantability or fitness for a particular purpose. The published information in the manual is subject to change without notice. Zipato reserves the right to make changes in the product design, layout, and driver revisions without notification to its users. This version of the Installation guide supersedes all previous versions.

## INTRODUCTION

This Smart Combustible Gas Sensor adopts super low power consumption Z-Wave Wireless module. Used for detecting combusting gas leakage and preventing danger caused by gas leakage it also can be used as Z-Wave repeater to extend wireless transmission distance. It adopts high stability semi-conductor gas sensor. Sensor alarms if gas density in air exceeds set alarm level. It is applicable for kitchen or possible gas leakage in in-door area.

## OVERVIEW



## SPECIFICATION

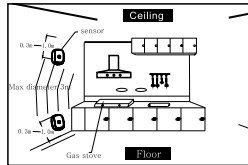
Working voltage: AC100~240v  
Average consumption: <1.5w  
Alarm sound: 75Db (1m distance)  
Alarm density: 6%LEL+3%LEL (natural gas)  
Networking: Z-Wave Ad-hoc networking  
Wireless distance: <100m (open area)  
Working environment: -10°C~+50°C  
Working humidity: 95%RH  
Dimensions: 79 x 68 x 31 (without plug)

## WARNINGS

1. Shell surface will be slightly hot while working, which is normal phenomenon
2. Please dismantle sensor while decorating house
3. Avoid spraying aerosol around sensor
4. Oil adhesion around gas convection holes may effect the sensitivity of gas sensor after long time of use. It's suggested to clear gas convection holes every 3 months (with little detergent, but with care so it doesn't enter the body of the sensor).

5. Semi-conductor of gas sensor has 5 year lifespan
6. Don't use lighter to test the sensor directly

Liquefied petroleum gas should be installed at 0.3-1m height from floor and semi-conductor of sensor installation position to gas source should be less than 1.5m. Natural gas, manufactured gas, marsh gas, etc. should be installed at 0.3-1m below from ceiling, semi-diameter to gas source less than 1.5m.



## INSTALLATION

### 1. DEVICE PRE-HEAT

Power the device on, a "Di" sound, then green LED, red LED flash alternately about 180 sec, enter into normal model and Green LED is always on, after that, the device will be able to be included into network.

### 2. DEVICE ADD

- Click [Add] icon in Z-Wave Controller.
- Press the Net\_Button 3 times within 1.5s, Green LED is Blinking 3 times within 1 second.
- If add Process is successful, Green LED will turn on.

### 3. DEVICE REMOVE

- Click [Remove] icon in Z-Wave Controller.
- Press the Net\_Button 3 times within 1.5s
- If remove Process is successful, Green LED is Blinking 6 times, then turn on

### 4. DEVICE FACTORY RESET

- Long press Net\_Button at least 10 seconds in the device.
- Device Reset Locally notification is Transmitted.

-Please use this procedure only when the network primary controller is missing or otherwise inoperable.

#### 5. ASSOCIATION & ASSOCIATION GROUP INFORMATION

- Lifeline between controller and the device
- Supported command classes:  
Notification report, and Device Reset Locally notification.
- Association Group description:  
Association group 1: Lifeline association group
- Maximum supported node is 1.

Include command classes: Notification Report and Device Reset Locally notification.

- Association group 2: Root Device group(Notification)  
Maximum supported nodes are 5.

- 1-Notification reports status of gas detected or no gas  
Association group 1: Lifeline association group
- 2-When the sensor detects status change of gas detected and no gas detected, the device will be triggered.

#### 6. NOTIFICATION TYPES AND EVENTS

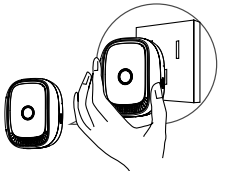
- Press or release Test\_Button, or Gas status is changed (Gas

detected or no Gas detected) , Notification Report is transmitted

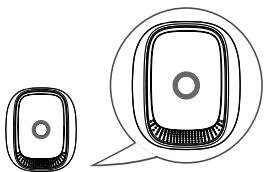
#### NOTIFICATION TYPE

NOTIFICATION TYPE	EVENT
GAS Alarm(0x12)	Previous Events cleared [ 0x00] (V7)
	SCombustible Gas detected Unknown Location(V7)

#### NETWORKING METHOD 1: AD HOC NETWORK

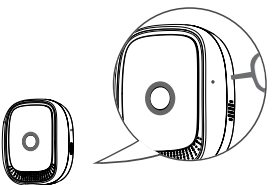


Insert the sensor into socket and enter Ad-Hoc Network condition.



The green LED lights up after power on the sensor, when a "beep" sounds once, the sensor enters into warm-up state then red and yellow LED flash alternately. Eventually the flash stops 3 minutes later, which indicates that the sensor has entered into normal working state. Don't the sensor while it's in warm-up state.

#### NETWORKING METHOD 2: MANUAL NETWORK



In order to change network, long press the networking button for 5 seconds, the green LED will flash slowly for 3 seconds, which indicates that disconnection was successful.

#### LIGHT STATE & PRODUCT TEST

STATE	COLOR	LIGHT	ALARM SOUND
Power	Green	Normally on	No
Alarm	Red	Flashing	di"alarm
Malfunction	Yellow	Normally on	Long buzz

Test button of this sensor is used for testing wheater LED indicator and buzzer can work properly. Red LED and yellow LED flash alternatively with buzzer alarm when the test button is pressed.

#### TROUBLESHOOTING

- The sensor will keep alarming while the natural gas or LPG density in air exceeds the alarm level:
1. Shut down the tube valve right away
  2. Extinguish all fire sources
  4. Avoid switching on various electric equipments
  5. Open the windows to make air flow

SYMPTOM	REASON	SOLUTON
Always warming up after powering on (LED keeps flashing)	1. Long time without power 2. Tested gas detector while warming up	1. Power on detector for 24 hours 2. Don't test gas detector while warming up
Yellow LED keeps on and buzzer keeps beeping	Gas sensor faulty	Contact dealer for repair

## LIMITED PRODUCT WARRANTY

### → GENERAL TERMS

Nothing in this Limited Product Warranty affects your statutory rights as a consumer.

The Limited Product Warranty set forth below is given by Tri plus grupa d.o.o. (Europe) (herein referred to as "ZIPATO"). This Limited Product Warranty is only effective upon presentation of the proof of purchase. Upon further request by ZIPATO, this warranty card has to be presented, too.

EXCEPT AS EXPRESSLY SET FORTH IN THIS LIMITED WARRANTY, ZIPATO MAKES NO OTHER WARRANTIES, EXPRESS OR IMPLIED, INCLUDING ANY IMPLIED WARRANTIES OF MERCHANTABILITY AND FITNESS FOR A PARTICULAR PURPOSE. ZIPATO EXPRESSLY DISCLAIMS ALL WARRANTIES NOT STATED IN THIS LIMITED WARRANTY. ANY IMPLIED WARRANTIES THAT MAY BE IMPOSED BY LAW ARE LIMITED IN DURATION TO THE LIMITED WARRANTY PERIOD. TO THE EXTENT ALLOWED BY LOCAL LAW, THE REMEDIES IN THIS WARRANTY STATEMENT ARE CUSTOMER'S SOLE

AND EXCLUSIVE REMEDIES AGAINST ZIPATO. THEY DO NOT, HOWEVER, AFFECT OR RESTRICT THE RIGHTS YOU HAVE AGAINST THE BUSINESS YOU BOUGHT A ZIPATO PRODUCT FROM. IN NO EVENT WILL ZIPATO BE LIABLE FOR LOSS OF DATA OR FOR INDIRECT, SPECIAL, INCIDENTAL, CONSEQUENTIAL (INCLUDING LOST PROFIT OR DATA), OR OTHER DAMAGE, WHETHER BASED IN CONTRACT, TORT, OR OTHERWISE. HOWEVER, NOTHING IN THIS AGREEMENT LIMITS ZIPATO'S LIABILITY TO YOU (I) IN THE EVENT OF DEATH OR PERSONAL INJURY TO THE EXTENT RESULTING FROM ZIPATO'S NEGLIGENCE, OR (II) TO THE EXTENT RESULTING FROM ANY FRAUDULENT MISREPRESENTATION ON THE PART OF ZIPATO, OR (III) TO THE EXTENT ARISING UNDER PART 1 OF THE CONSUMER PROTECTION ACT 1987 OF THE UNITED KINGDOM. SOME STATES OR COUNTRIES DO NOT ALLOW: (1) A DISCLAIMER OF IMPLIED WARRANTIES; (2) A LIMITATION ON HOW LONG AN IMPLIED WARRANTY LASTS OR THE EXCLUSION; OR (3) LIMITATION OF INCIDENTAL OR CONSEQUENTIAL DAMAGES FOR CONSUMER PRODUCTS. IN SUCH STATES OR COUNTRIES, SOME EXCLUSIONS OR LIMITATIONS OF THIS LIMITED WARRANTY MAY NOT APPLY TO YOU. THIS LIMITED WARRANTY GIVES YOU SPECIFIC LEGAL RIGHTS. YOU MAY ALSO HAVE OTHER RIGHTS THAT MAY VARY

FROM STATE TO STATE OR FROM COUNTRY TO COUNTRY. YOU ARE ADVISED TO CONSULT APPLICABLE STATE OR COUNTRY LAWS FOR A FULL DETERMINATION OF YOUR RIGHTS.

This Limited Product Warranty applies to ZIPATO branded hardware products (collectively referred to as "ZIPATO Hardware Products") sold by ZIPATO (Europe), its European subsidiaries, affiliates, authorized resellers, or country distributors (collectively referred to as "ZIPATO Resellers") with this Limited Product Warranty.

The term "ZIPATO Hardware Product" is limited to the hardware components and all its internal components including firmware.

The term "ZIPATO Hardware Product" DOES NOT include any software applications or programs.

### → GEOGRAPHICAL SCOPE OF THE LIMITED PRODUCT WARRANTY

This Limited Product Warranty is applicable to Hardware Products sold by Zipato Resellers in all countries listed at the beginning of this document under the heading "Countries in which this ZIPATO Limited Product Warranty applies". The Limited Product Warranty will be honored in any country where

ZIPATO or its authorized service providers offer warranty service subject to the terms and conditions set forth in this Limited Product Warranty. However, warranty service availability and response times may vary from country to country and may also be subject to registration requirements.

### → LIMITATION OF PRODUCT WARRANTY

ZIPATO warrants that the products described below under normal use are free from material defects in materials and workmanship during the Limited Product Warranty Period set forth below ("Limited Product Warranty Period"), if the product is used and serviced in accordance with the user manual and other documentation provided to the purchaser at the time of purchase (or as amended from time to time).

ZIPATO does not warrant that the products will operate uninterrupted or error-free or that all deficiencies, errors, defects or non-conformities will be corrected.

This warranty shall not apply to problems resulting from: (a) unauthorized alterations or attachments; (b) negligence, abuse or misuse, including failure to operate the product in accordance with specifications or interface requirements; (c) improper handling; (d) failure of goods or services not obtained

from ZIPATO or not subject to a then-effective ZIPATO warranty or maintenance agreement; (e) improper use or storage; or (f) fire, water, acts of God or other catastrophic events. This warranty shall also not apply to any particular product if any ZIPATO serial number has been removed or defaced in any way. ZIPATO IS NOT RESPONSIBLE FOR DAMAGE THAT OCCURS AS A RESULT OF YOUR FAILURE TO FOLLOW THE INSTRUCTIONS FOR THE ZIPATO HARDWARE PRODUCT.

### → LIMITED PRODUCT WARRANTY PERIOD

The Limited Product Warranty Period starts on the date of purchase from ZIPATO. Your dated sales or delivery receipt, showing the date of purchase of the product, is your proof of the purchase date. You may be required to provide proof of purchase as a condition of receiving warranty service. You are entitled to warranty service according to the terms and conditions of this document if a repair to your ZIPATO branded hardware is required within the Limited Product Warranty Period.

[Other than in respect of products for domestic use (in particular those listed in the first and last boxes in the table below), this Limited Product Warranty extends only to the

original end user purchaser of this ZIPATO Hardware Product and is not transferable to anyone who obtains ownership of the ZIPATO Hardware Product from the original end-user purchaser.

### → PRODUCT WARRANTY PERIOD TABLE

PRODUCT TYPE	Smart Combustible Gas Sensor
PRODUCT WARRANTY PERIOD	One (1) year

#### IMPORTANT

The content of "Product Type" listed above is subject to change; please refer to the [www.zipato.com](http://www.zipato.com) for latest update.

### → PERFORMANCE OF THE LIMITED PRODUCT WARRANTY

If a product defect occurs, ZIPATO's sole obligation shall be to repair or replace any defective Zipato Hardware Product free of charge provided it is returned to an Authorized ZIPATO Service Centre during the Limited Warranty Period. Such repair or replacement will be rendered by ZIPATO at an Authorized

ZIPATO Service Centre. All component parts or hardware products that are replaced under this Limited Product Warranty become the property of ZIPATO. The replacement part or product takes on the remaining Limited Warranty Period of the replaced part or product. The replacement product need not be new or of an identical make, model or part; ZIPATO may in its discretion replace the defective product (or any part thereof) with any reconditioned equivalent (or superior) product in all material respects to the defective product.

#### WARRANTOR

Tri plus grupa d.o.o.  
Banjaveciceva 11  
10 000 Zagreb  
CROATIA

TEL +385 (0)1 4004 404  
FAX +385 (0)1 4004 405

#### DECLARATION OF CONFORMITY



The manufacturer Tri plus grupa d.o.o declares under our sole responsibility that the product:

**Marketing model:** Smart Combustible Gas Sensor  
**Regulatory model:** hm-hs1cg-z  
**Trade/Brand name:** Zipato

is in conformity with the Directive 2014/53/EU and carries the CE marking accordingly.

ETSI EN 300 220-1 V2.4.1 (2012-05)  
ETSI EN 300 220-2 V2.4.1 (2012-05)

ETSI EN 301 489-1 V1.9.2 (2011-09)  
ETSI EN 301 489-3 V1.6.1 (2013-08)

EN 62479: 2010

EN 60950-1: 2006+A11:2009+A1:2010+A12:2011+A2:2013

Changes or modifications not expressly approved by Tri plus grupa d.o.o. for compliance could void the user's authority to operate the equipment.

#### → DISPOSING AND RECYCLING YOUR PRODUCT

When it reaches end of life, dispose of the product according to your local environmental laws, guidelines and regulations.



This symbol on the product or packaging means that according to local laws and regulations needs to be disposed of separately from household waste. Once this product has reached the end of its life, please take it to a collection point (recycle facilities) designated by your local authorities, some will accept your product for free or simply drop it off at your Zipato re-seller store. By recycling the product and its packaging in this manner you help to conserve the environment and protect human health. At Zipato, we understand and are committed to reducing any impact our operations and products may have on the environment. To minimize this impact Zipato designs and builds its products to be as environmentally friendly as possible, by using recyclable, low toxic materials in both products and packaging.

#### → COPYRIGHT

© 2017 Tri plus grupa d.o.o. All Rights Reserved.  
No part of this manual may be reproduced or transmitted in any form without the expressed, written permission of Tri plus grupa d.o.o.