



iEAST

Wall-Mounted Wireless HiFi Multi-Room Stereo Amplifier

AMP-i50A/AMP-i50B

Quick Start Guide

Wireless HiFi Multi-room Audio System

www.ieast.net

Introduction

This amplifier is designed to turn the traditional amplifiers into wireless amplifiers, which can also perform multi-room audio functionality to any pair of stereo speakers. The specialized iOS and Android applications offer you the easiest way to set up a Wireless Multi-Room Sound System. This amplifier also provides the most powerful playback option, which allows you to stream synchronized music or different music from cellphone, Spotify, Pandora, Tidal, Qobuz, vTuner, Napster and other online music services, and NAS/UPnP Network/flash driver/HDD

Featuring advanced Class D digital amplifier, this amplifier is of great performance with low distortion and high current capability.

What's In The Package




AMP-i50A




AMP-i50B

- AMP-i50A or AMPi50B x1*
 - WiFi Antenna x2
 - IR Blaster Cable x1
 - IR Remote Controller x1
 - Quick Start Guide x1
 - Power Supplier x1
 - AUX Cable x1
 - RS232 Extension Cable
- * subject to purchase model

Interface

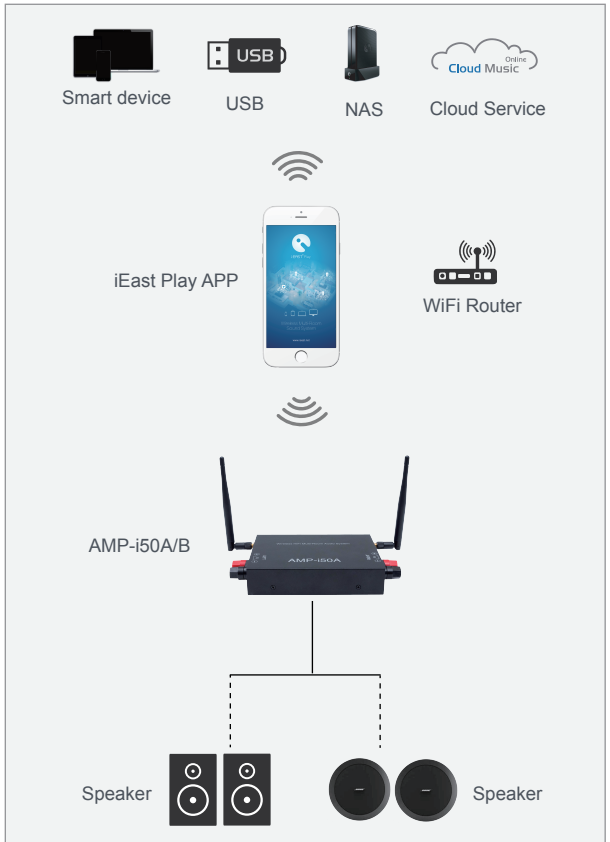


AMP-i50A




AMP-i50B

How It Works



App Download

- To use your wireless amplifier, please download iEast Play App from App Store or Play Store.



available in store:



Connection

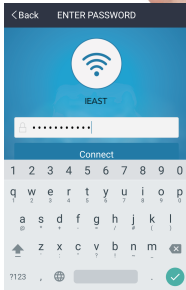
Option 1- WIFI

Wireless Connection for iOS and Android devices

- Connect your cellphone to your home network.
- Run iEast Play App and choose Add Device.
- Input the password of your home router in iEast Play App.
- Press WPS button on amplifier to configure.



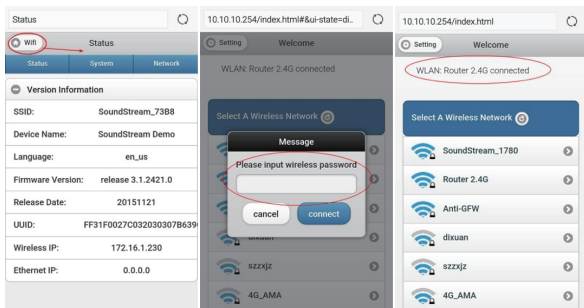
Press the WPS button to connect to your WiFi



*Once connected, the device will be encrypted, the password is the same as your router's. To connect more units, no need to input password.

Option 2- web console

- Enter “Setting”-> directly connect wireless amplifier.
- After connecting with your wireless amplifier, you can stream local music from the phone to the speaker.
- To open the control platform enter <http://10.10.10.254/> into your browser.
- Choose WiFi-> your WiFi Router-> enter the password and you should connect successfully.



Option 3- LAN

The device can be directly connected via LAN W/O. input the password. Users should follow steps to get the device encrypted:

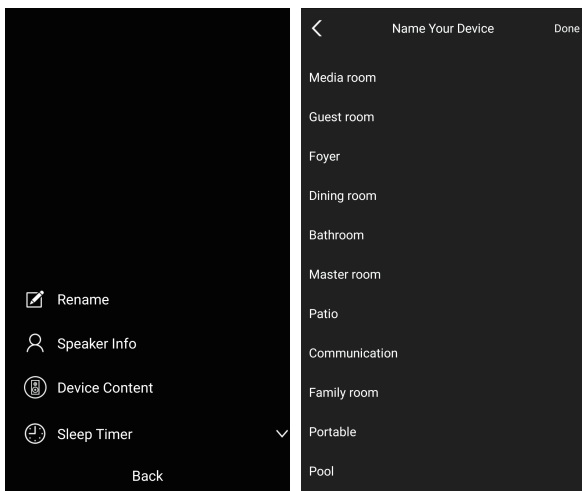
Setting>Speaker info>Device password.

Option 4 - bluetooth

To stream via bluetooth, please turn on the bluetooth in your cellphone setting, you will see iEAST_BT device there, connect to it, then you can play via bluetooth.

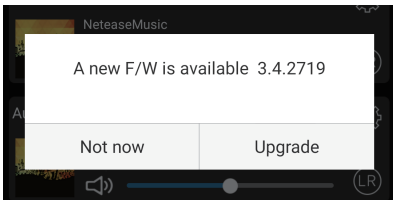
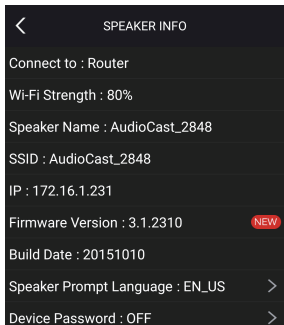
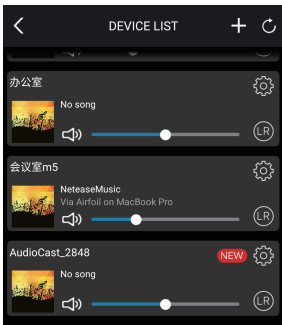
Name Your Device

- After login, you can name your device as follows or rename your device.



Firmware Upgrade

- OTA upgrade can be done globally as follows.



Multi-Room Streaming Control

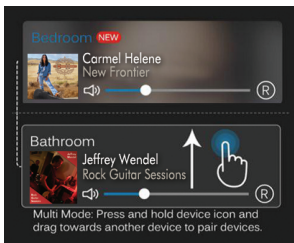
- Wireless amplifier can be set up in different groups, such as “all rooms play same song”, “two rooms play song A, three rooms play song B”, or “each room plays a different song”, etc.

- To Set up Multi-room

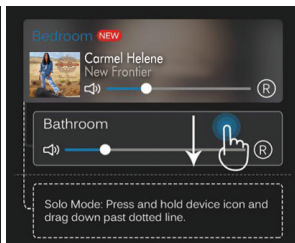
On the control panel press one device and hold, drag it above the device you would like to pair it with.

- To Remove Multi-Room:

On the control panel, press the device you want to remove and hold, then drag it to the blank space.



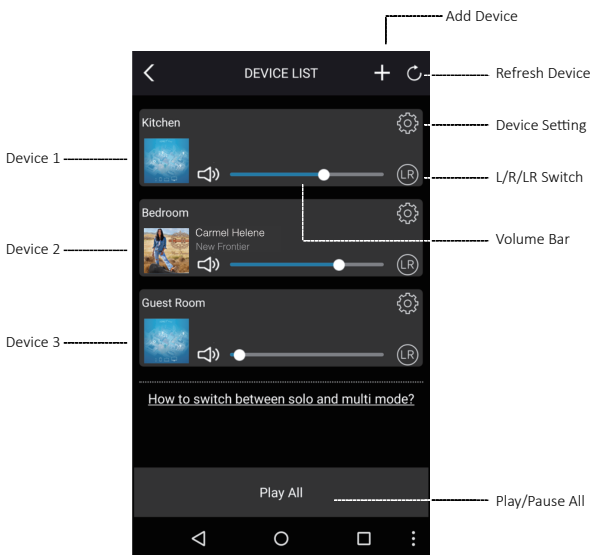
Set up Multi-room



Remove Multi-Room

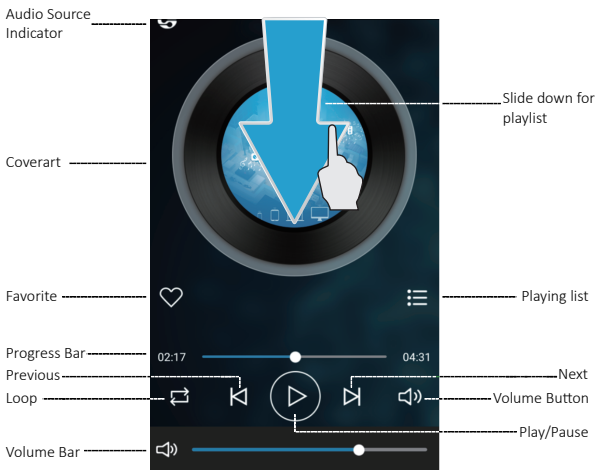
Device Control

Device control includes multi-room streaming control, multi-channel control, device setting, device rename, speaker info, password setup, language setting, timing power off, music alarm.



Playback Menu

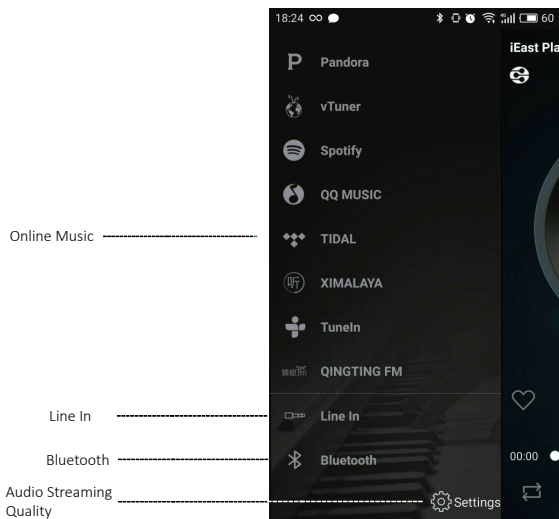
Playback offers a comprehensive control for music playback. It will change the background color and cover art according to your music style.



Audio Source

The playlist will be shown under this menu:

- My Music: Local stored music/Home Music Share
- Spotify: Spotify streaming requires a subscription with premium account, it will jump to Spotify app to stream.



* Apple music is only available on the Apple products via airplay.

* Online music service will change subject to updates.

FAQ

1. Does it support Airplay and third-party DLNA apps?

Yes, it supports Airplay perfectly and third-party DLNA apps, such as BubbleUPNP, AllCast, iMediaShare...

2. Can you suggest some NAS brand which is well compatible with your device?

Qnap and Synology are suggested NAS device, open the DLNA option in setting

3. How many rooms does the system support to group up?

Up to eight when in good wifi condition.

4. What is the distance your wireless audio system can cover?

Our system connects with your home router, you can stream your music anywhere WiFi signal covers.

5. Can it work without Internet?

Our device will also give WiFi hotspot itself. You can stream the music from your mobile device by connecting the device hotspot.

6. What it will happen when call coming in? Can I do other things when stream music?

Our system can run in the background, it will keep playing while you are having a call, and you can also do other things, like playing games.

7. Can it play high resolution music? Does it support 24bit/192khz sample rate?

Yes, our device can play APE, FLAC within normal bit rate range. It also supports decoding 24bit/192khz music files.

8. How many languages does the App have?

Currently, we have English, French, German, Spanish and will offer more by online update.

Our device will auto-detect your mobile device language and switch to it automatically .



© Copyright 2016 by iEAST. All Rights Reserved.

The information contained in this manual is believed to be accurate and reliable. iEAST assumes no responsibility for any errors contained in this manual. iEAST reserves the right to make changes in the specifications and/or design of the above mentioned product without prior notice. The diagrams contained in this manual may also not fully represent the product that you are using and they are for illustration purposes only. iEAST assumes no responsibility for any differences between the product mentioned in this manual and the product you may have.