



SABRE
HIFI

IEAST | AudioCast **Pro**

USER MANUAL



Wireless Multi-Room Audio Receiver

ieast.audio © 2021

Welcome to wireless Hi-Fi

Dear Audio Enthusiast,

Thank you for choosing AudioCast Pro series Wireless Multi-Room Audio Receiver.

Take time to read this manual carefully before installing your audio receiver.

It contains all the safety and operating instructions that should be followed to optimize the performances of your audio receiver. We highly recommend you to retain both packaging and user's manual for future use.

Contact us

<https://ieast.audio>
Official website

<https://ieast.audio/dealer>
Our dealer channel

<https://ieast.audio/support>
Support&FAQ&Download



facebook.com/ieast.audiosystem



twitter.com/ieast_audio



WARNING
PLEASE READ THIS MANUAL BEFORE
PLUGGING IN OR POWERING ON THE DEVICE

EN Introduction

AudioCast Pro is a WiFi and Bluetooth audio receiver with built-in ESS9023.

Designed to provide a high quality audio streaming solution that is easy to install and configure.

Wireless connection modes (Wi-Fi and Bluetooth) provide instant access to millions of high-definition music titles. With built-in Spotify Connect, AudioCast Pro lets you stream directly from the cloud. Start a stream from your mobile device and AudioCast Pro will play stream content uninterrupted even if you switch your phone off. When you add another IEAST products to your network, you can establish a connection between the different devices in Wi-Fi. You can play your music in all the rooms simultaneously or a different music in each room, as you wish.



Your new speaker has Spotify Connect built in.

Spotify Connect lets you control the music playing on your device, using the Spotify

app on your mobile, tablet or PC. Listening is seamless. You can take calls, play games, even switch your phone off - all without interrupting the music. Learn more at spotify.com/connect

Licenses

The Spotify Software is subject to third party licenses found here:

www.spotify.com/connect/third-party-licenses.



The Wi-Fi CERTIFIED Logo is a certification mark of the Wi-Fi Alliance.



IEAST®, the IEAST logotype, the 'i' symbol, and IEAST AudioCast® are all registered trademarks of UYESEE. All other products and services mentioned may be trademarks or service marks of their respective owners.

The information contained in this document is subject to change without notice.

Specifications

Type	Wireless Multi-Room Audio Receiver
Inputs	WiFi, Bluetooth V5.0,AUX in/Optical in(3.5)
outputs	Analog stereo/optical output (3.5)
Wireless network compatibility	IEEE802.11 b/g/n 2.4GHz
Supported audio formats	APE、FLAC、MP3、WAV、AAC、AAC+、WMA、ALAC、AIFF
Streaming Protocol	DLNA,Airplay,Spotify connect,Qplay
Audio Decoding	Up to 24bit/192KHz
Resolution	44.1kHz/24bit
Ethernet	10/100M
Smart home control	TCP/IP
Bluetooth	Bluetooth 5.0 Bluetooth Audio codec:SBC
Supply voltage	DC:5V/1A (Power adapter is optional)
Host weight	78g
Audio Receiver size (H x D x W)	86x85.4x21.5mm (Built-in antenna)
Product Code	SKU:AudioCast Pro EAN:6970504260115

Note:



-Product specifications are subject to the current actual product, and IEAST reserves the right of final interpretation.

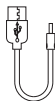
Inside the box



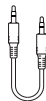
M50 x1



User manual x 1



USB-A to DC cable x1



AUX Cable x 1



Remote Controller x 1

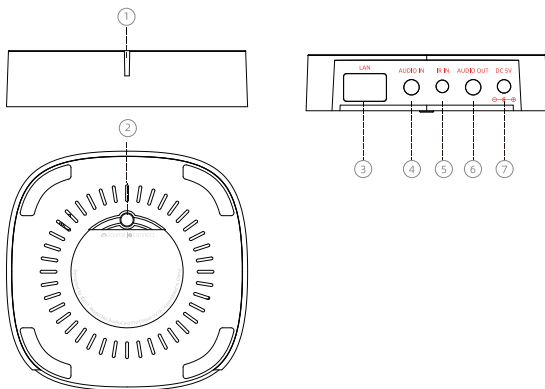
A remote
infrared sensor x 1

The remote control and remote infrared sensor are optional accessories
(need to be purchased separately)

Note:

-After opening the package, please check the packing list as soon as possible. If you find that the accessories are missing, please contact the sales outlet as soon as possible.

Interfaces and Function



① -Mode indicator :

- Power on: Green-blink
- Standby: Green-slow blink
- Wi-Fi mode: green-solid
- Bluetooth: blue light-solid
- AUX in: white-solid
- Optical in: orange-solid

② -Connect: Multi-function button

- Short press to switch mode
- Green light long press for 3s: Wi-Fi network configuration mode
- Blue light long press for 3s: Bluetooth pairing mode
- Long press the white light for 3s: Restore factory settings

③ -Ethernet: Connect the device through the network cable.

④ -Audio in: AUX in/optical input (3.5)

⑤ -IR In: To use the features on the remote controller, please connect the IR receiver first.

⑥ -Audio out: Line out/optical out(3.5)

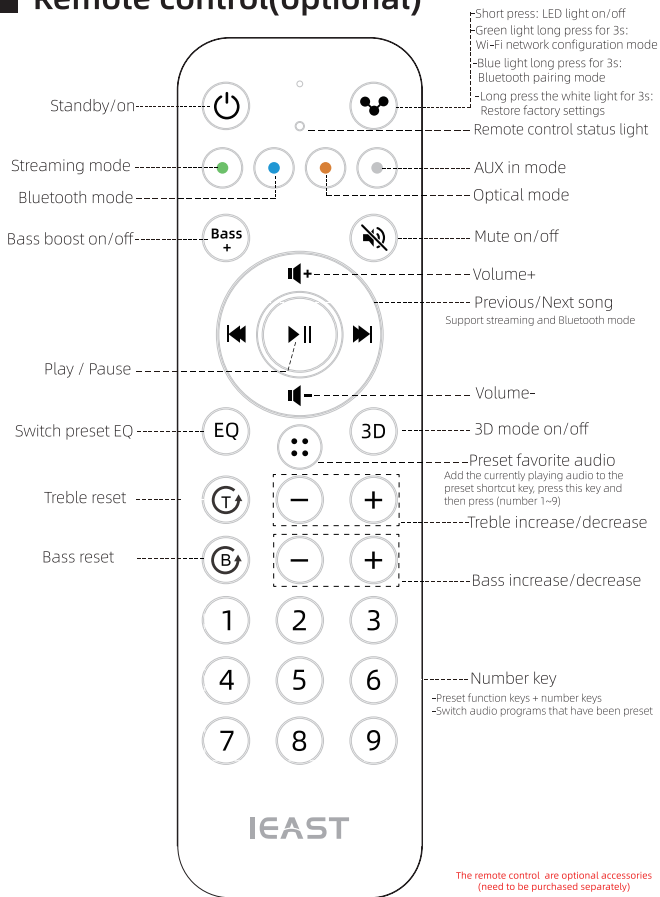
⑦ -DC: 5V/1A

Note:



- Please use the accessories provided by the manufacturer.
- The cable is connected firmly to avoid malfunction of the device due to the problem of the cable connection.

Remote control(optional)

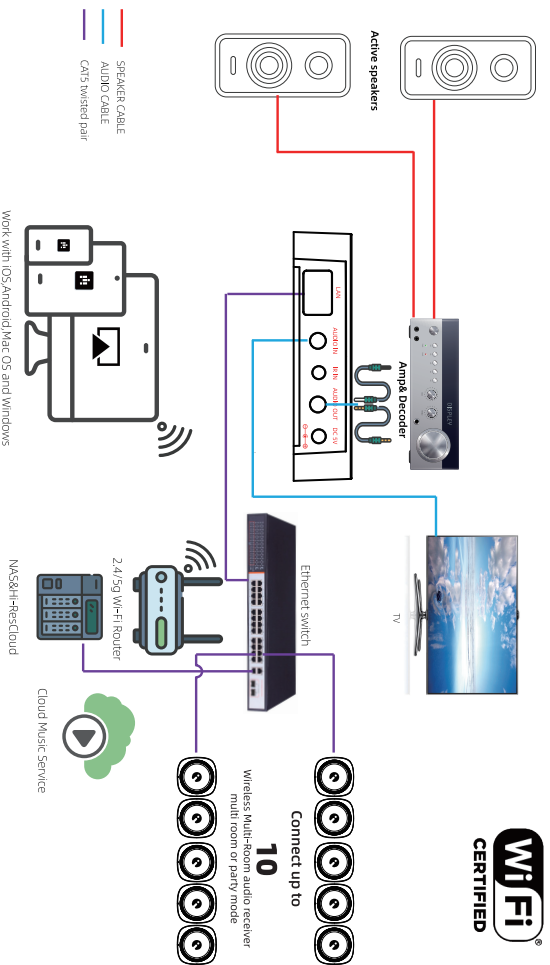


The remote control are optional accessories (need to be purchased separately)

Note:

- The remote control supports AAA batteries (dry batteries or rechargeable batteries).
- If you do not use the remote control for a long time, please remove the AAA battery of the remote control.

HOW IT WORKS



The IEAST App

The IEAST Controller App allows you to connect your product to the network thanks to your smartphone or tablet and to use several devices of our brand simultaneously. The App is compatible with an iOS and android phone and can be downloaded for free from the google Play Store and the App Store.

Search **IEAST Controller** in App Store



Scan QR Code:



Android

The IEAST Controller app will allow you to :

- Connect the product to the network (BLE or direct connection)
- Select a source on your product
- Manage multi-room mode
- Knowing what music you're playing
- Manage the sound volume
- Set favorite programs as presets
- Simultaneously add and control other IEAST products
- Connect to over 10,000 digital radios
- Play music from a streamer (spotify, Amazon music , deezer, tidal...)

Use of audio receiver

First use & WiFi Setup (BLE)

- Connect the power supply to the audio receiver.
- The green indicator light flashes and waits for a steady green.
- Make sure your mobile or pad has connected to your home network 2.4G and your GPS and Bluetooth is on.
- Open IEAST app (for Android device, the system will ask for permission to use GPS data & File storage, please click "accept" to continue.)

This GPS permission is setup by Android for BLE usage, once setup is finished you can go to system settings and disable it, file storage permission is to let IEAST access your audio files store in your mobile.

- The IEAST application will pop up all IEAST devices that can be set up, select the device you want.

- The IEAST app will recommend the 2.4G network that the current mobile phone or pad is connected to.

- Enter your network password as prompted, if this is not the network you want the device to connect to, you can change it to the network you want.

- When the connection is completed, the app will check whether the current firmware is the latest version, if it is not the latest version, it will prompt to update the latest version of the firmware.

- Follow the prompts to change the name of the device, you can choose a preset or enter your own desired name.

- After setting the device name, you will see it appear in the device list of the IEAST app.


If the above method cannot find your IEAST device, the app will prompt to choose an alternative "Wi-Fi Direct" method to set it up.

Please operate as prompted by the app:

- Follow the prompts to enter the WiFi settings of your phone or tablet, search for AudioCast Pro_xxxx WiFi hotspot and connect.


- Return to the IEAST app and select the wireless hotspot you want the IEAST device to connect to and choose Continue.

- After setting the device name, you will see it appear in the device list of the IEAST app.



BLE pop-up device configuration interface

Scan QR Code:



HOW TO CONNECT?

Ethernet mode (recommended)

- The amplifier is powered on, and the factory default working mode is WiFi/Ethernet mode (steady green indicator light, steady green/orange indicator light for Ethernet interface);
- When the audio receiver is connected to the network via Ethernet, it can be controlled and used by opening the IEAST app;
- When using the Ethernet mode to connect to the network, the amplifier will turn off WiFi by default;

Note: If you have changed to another wireless network, or the password of the connected wireless network has been changed, please press and hold the Connect button in the WiFi mode to enter the Wi-F network configuration mode.



The Android 6.0 operating system will pop up a window asking you to allow the use of "IEAST device WiFi network", please select "Yes or Allow", otherwise the device cannot be configured to connect to the network (it will cause a failure). You are required to authorize permissions such as "location, GPS, local storage, Bluetooth, etc.), please select "Yes or Allow", otherwise it will affect your use.

Bluetooth mode

- Short press the "Connect" button of the device and the Bluetooth mode button of the remote control to switch to the mode. When the indicator light is blue, it means to switch to the Bluetooth mode.
- When in Bluetooth mode, long press "Connect" for 3s to enter the Bluetooth pairing mode (the blue indicator light flashes for 3s), the mobile phone or other smart device searches for the device through the Bluetooth search function, select the device with the Bluetooth device name "AudioCast Pro_XXXX", Click Connect.
- Support turning off the Bluetooth function and setting the Bluetooth name, consult your local authorized dealer.

Note:



-In order to solve the interference between 2.4g Wi-Fi and Bluetooth signals, when switching to Wi-Fi mode, the Bluetooth function is automatically turned off. When switching to Bluetooth mode, Wi-Fi mode is automatically turned off.

-Multi-room function supporting Bluetooth audio in Ethernet mode (not supported in Wi-Fi mode)

Reset the audio receiver

- Method 1: Switch to AUX in mode, press and hold the "Connect" button on the right side of AudioCast Pro for 3s, release it, and the green indicator light flashes quickly to indicate the reset mode;
 - Method 2: Switch to AUX in mode, press and hold the "👤" button on the upper right corner of the remote control for 3 seconds, release it, and the green indicator light flashes quickly to indicate that it enters the reset mode;
 - Option 3: Open the IEAST app, enter the device settings-"Device information-"Restore factory settings-"Select "Confirm"
- The green indicator light on the amplifier flashes for 50 seconds. The flashing stops when you hear the sound of water droplets, and your product has been reset to factory settings.



Warning

Prevent the danger of fire or electric shock. Do not expose this equipment to rain or humidity. This equipment must not come into contact with dripping or splashing water, and objects filled with liquids (such as vases) must not be placed on the equipment.

Precautions for proper use

This product was designed according to rigorous norms and complies with safety standards. It should only be used under normal conditions as described below. Verify the electrical voltage before connecting it to a power source. This device was designed to work in numerous countries. We advise you to hook it up completely before connecting it to the AC power source. Take care when unplugging the power cord. When you unplug the power cord from the power source, do so by pulling on the head of the plug rather than on the cable. If you do not expect to use this device for a prolonged period of time, you are advised to unplug it from the power source. Do not open the case. This device contains no parts that can be exchanged by the user. Accessing the inside of this device's case can lead to electric shock. Any modification to the product will nullify the guarantee. If a foreign object or liquid falls into the case, contact your retailer to arrange for a technician to remove it from the device safely.



Important safety instructions

Electricity is used to perform many useful functions, but it can also cause personal injuries and property damage if improperly handled. This product has been engineered and manufactured with the highest priority on safety. However, improper use can result in electric shock and / or fire. In order to prevent potential danger, please observe the following instructions when installing, operating and cleaning the product.

To ensure your safety and prolong the service life of your IEAST audio receiver please read the following precautions carefully before using the product.

1. Read the user manual carefully. 2. Keep the user manual. 3. Heed all warnings. 4. Follow all instructions. 5. Do not use this apparatus near water. 6. Clean only with dry cloth. 7. Do not block any ventilation openings. Install in accordance with the manufacturer's instructions. 8. Do not install near any heat sources such as radiators, heat registers, stoves, or other apparatus (including amplifiers) that produce heat. 9. Do not defeat the safety purpose of the polarized or grounding-type plug. A polarized plug has two blades with one wider than the other. A grounding type plug has two blades and a third grounding prong. The wide blade and the third prong are provided for your safety. If the provided plug does not fit into your outlet, consult an electrician for replacement of the obsolete outlet. 10. Protect the power cord from being walked on or pinched particularly at the plugs, convenience receptacles, and the point where they exit from the apparatus. 11. Only use attachments/accessories specified by the manufacturer. 12. Unplug this apparatus during lightning storms or when unused for long periods of time. 13. Refer all servicing to qualified service personnel. Servicing is required when the apparatus has been damaged in any way, such as power-supply cord or plug is damaged, liquid has been spilled or objects have fallen into the apparatus, the apparatus has been exposed to rain or moisture, does not operate normally.

Warranty

audio receiver have a limited 1 year warranty. This warranty includes 1 year parts and repair labor on all components.

The warranty extends only to the original purchaser of the product and not to any subsequent owner.

IEAST's obligation under these warranties is limited to repairing or replacing any component found defective in material or workmanship under normal conditions of use with an equal and/or current product.

These warranties shall not apply to products which have been abused, modified, or disassembled.

Products to be repaired or returned under this warranty must be returned to the factory through an authorized IEAST dealer with all transportation and insurance charges prepaid.

To claim repair under warranty

To claim repair or service under warranty you simply have to contact your local IEAST dealer, from whom your equipment has been purchased. To ensure that you will be able to ship your damaged product in correct manner, always retain the original packaging of your IEAST equipment. If you cannot contact your original dealer, or if you are using your IEAST product outside the purchase country, you should contact IEAST national distributor in the residence country, who will advise where the equipment can be serviced.

You can also visit our web site to check our contact information : ieast.audio

To validate your warranty, you need to produce, as a proof of purchase, your original purchase invoice specifying the date of purchase and stamped by your dealer.

©IEAST 2021 - IEAST is a registered trademark of UEYSEE.

EN When a failure occurs

Warning



When there is an abnormality in the amplifier, please contact the sales office. Do not try to open or disassemble this amplifier.

This will invalidate the warranty!

Possible malfunction

Product dropping in and out of Wi-Fi:

- Check that the speed of your wifi network is good.

- The product is too far from the router

Bluetooth connection is not stable

- The source is too far from the device

- Bad Bluetooth signal from the source

Cannot connect to router

- Make sure to use the 2.4Ghz band of your router and not the 5Ghz band.

No sound on a channel

- Check the loudspeaker connection at the back of the amplifier.

Output distortion

- The voltage of the source you are using exceeds 1.5V.

- Source level is too high

FAQ

1. Does it support Airplay and third-party DLNA apps?

Yes, it supports Airplay perfectly and third-party DLNA apps, such as BubbleUPNP, AllCast, iMediaShare...

2. Can you suggest some NAS brand which is well compatible with your device?

QNAP/Synology/Hi-ResCloud are suggested NAS device.

3. How many rooms does the system support to group up?

Up to eight when in good wifi condition.

4. What is the distance your wireless audio system can cover?

Our system connects with your home router, you can stream your music anywhere WiFi signal covers.

5. Can it work without Internet?

It is recommended to use Bluetooth mode when there is no network.

6. What it will happen when call coming in? Can I do other things when streaming music?

Our system can run in the background, it will keep playing while you are having a call, and you can also do other things, like playing games.

7. Can it play high resolution music? Does it support 24bit/192khz sample rate?

Yes, our device can play APE, FLAC within normal bit rate range. It also supports decoding 24bit/192khz music files.

8. How many languages does the App have?

Currently, we have English, Simplified Chinese, Traditional Chinese, German, French, Italian, Japanese, Korean, Dutch, Portuguese, Spanish, Swedish, Danish, Finnish, Polish, Norwegian, Hungarian, Russian, Czech, Greek, Bosnian, Thai etc and will offer more by online update.

Our device will auto-detect your mobile device language and switch to it automatically.



Note:

For problems not listed above, please contact our local sellers or contact support@least.net

IEAST

Trade name: Wireless Multi-Room audio receiver

Model number: AudioCast M50

FCC ID: 2AMKM-AudioCast Pro

This device complies with Part 15 of the FCC Rules.

Operation is subject to the following two conditions:

- (1) This device may not cause harmful interference, and
- (2) this device must accept any interference received, including interference that may cause undesired operation.



Made In China

Note:

This equipment has been tested and found to comply with the limits for a Class B digital device, pursuant to Part 15 of the FCC Rules. These limits are designed to provide reasonable protection against harmful interference in a residential installation. This equipment generates, uses and can radiate radio frequency energy and, if not installed and used in accordance with the instructions,

may cause harmful interference to radio communications. However, there is no guarantee that interference will not occur in a particular installation. If this equipment does cause harmful interference to radio or television reception, which can be determined by turning the equipment off and on, the user is encouraged to try to correct the interference by one or more of the following measures:

- Reorient or relocate the receiving antenna.
- Increase the separation between the equipment and receiver.
- Connect the equipment into an outlet on a circuit different from that to which the receiver is connected.
- Consult the dealer or an experienced radio/TV technician for help.



The information contained in this manual is believed to be accurate and reliable. IEAST assumes no responsibility for any errors contained in this manual. IEAST reserves the right to make changes in the specifications and/or design of the above mentioned product without prior notice. The diagrams contained in this manual may also not fully represent the product that you are using and they are for illustration purposes only. IEAST assumes no responsibility for any differences between the product mentioned in this manual and the product you may have.

The information contained in this manual is believed to be accurate and reliable. IEAST assumes no responsibility for any errors contained in this manual. IEAST reserves the right to make changes in the specifications and/or design of the above mentioned product without prior notice. The diagrams contained in this manual may also not fully represent the product that you are using and they are for illustration purposes only. IEAST assumes no responsibility for any differences between the product mentioned in this manual and the product you may have.

IEAST | AudioCast **Pro**

Wireless Multi-Room audio receiver